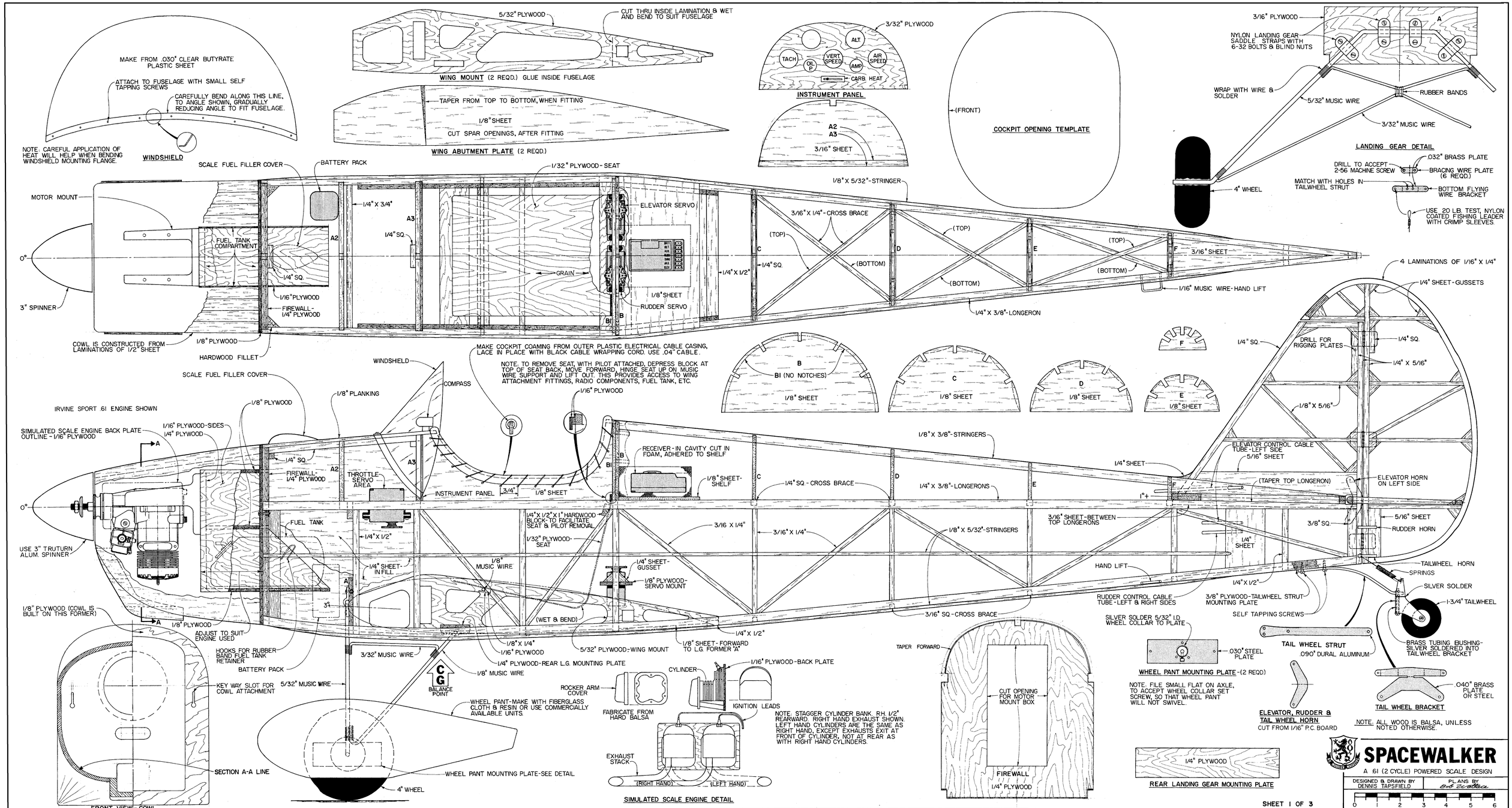
MAKE FROM .030" CLEAR BUTYRATE PLASTIC SHEET
ATTACH TO FUSELAGE WITH SMALL SELF TAPPING SCREWS
CAREFULLY BEND ALONG THIS LINE, TO ANGLE SHOWN, GRADUALLY REDUCING ANGLE TO FIT FUSELAGE.
NOTE: CAREFUL APPLICATION OF HEAT WILL HELP WHEN BENDING WINDSHIELD MOUNTING FLANGE.
WINDSHIELD
5/32" PLYWOOD
CUT THRU INSIDE LAMINATION & WET AND BEND TO SUIT FUSELAGE
WING MOUNT (2 REQD.) GLUE INSIDE FUSELAGE
TAPER FROM TOP TO BOTTOM, WHEN FITTING
1/8" SHEET
CUT SPAR OPENINGS, AFTER FITTING
WING ABUTMENT PLATE (2 REQD.)
3/32" PLYWOOD
ALT.
TACH
OIL P
VERT SPEED
AMP
AIR SPEED
CARB. HEAT
INSTRUMENT PANEL
A2
A3
3/16" SHEET
(FRONT)
COCKPIT OPENING TEMPLATE
3/16" PLYWOOD
NYLON LANDING GEAR SADDLE STRAPS WITH 6-32 BOLTS & BLIND NUTS
WRAP WITH WIRE & SOLDER
5/32" MUSIC WIRE
RUBBER BANDS
3/32" MUSIC WIRE
4" WHEEL
LANDING GEAR DETAIL
.032" BRASS PLATE
DRILL TO ACCEPT 2-56 MACHINE SCREW
BRACING WIRE PLATE (6 REQD.)
MATCH WITH HOLES IN TAILWHEEL STRUT
BOTTOM FLYING WIRE BRACKET
USE 20 LB. TEST, NYLON COATED FISHING LEADER WITH CRIMP SLEEVES.
SCALE FUEL FILLER COVER
BATTERY PACK
1/32" PLYWOOD-SEAT
MOTOR MOUNT
1/4" X 3/4"
ELEVATOR SERVO
1/8" X 5/32"-STRINGER
3/16" X 1/4"-CROSS BRACE
FUEL TANK COMPARTMENT
1/4" SQ.
GRAIN
1/4" X 1/2"
(TOP)
(BOTTOM)
3/16" SHEET
1/16" MUSIC WIRE-HAND LIFT
1/4" X 3/8"-LONGERON
0°
3" SPINNER
1/16" PLYWOOD
FIREWALL-1/4" PLYWOOD
1/8" SHEET
RUDDER SERVO
COWL IS CONSTRUCTED FROM LAMINATIONS OF 1/2" SHEET
1/8" PLYWOOD
HARDWOOD FILLET
4 LAMINATIONS OF 1/16" X 1/4"
1/4" SHEET-GUSSETS
DRILL FOR RIGGING PLATES
1/4" X 5/16"
1/8" X 5/16"
B
B1 (NO NOTCHES)
1/8" SHEET
C
D
E
F
MAKE COCKPIT COAMING FROM OUTER PLASTIC ELECTRICAL CABLE CASING, LACE IN PLACE WITH BLACK CABLE WRAPPING CORD. USE .04" CABLE.
NOTE: TO REMOVE SEAT, WITH PILOT ATTACHED, DEPRESS BLOCK AT TOP OF SEAT BACK, MOVE FORWARD, HINGE SEAT UP ON MUSIC WIRE SUPPORT AND LIFT OUT. THIS PROVIDES ACCESS TO WING ATTACHMENT FITTINGS, RADIO COMPONENTS, FUEL TANK, ETC.
WINDSHIELD
COMPASS
1/16" PLYWOOD
IRVINE SPORT .61 ENGINE SHOWN
SIMULATED SCALE ENGINE BACK PLATE OUTLINE - 1/16" PLYWOOD
1/16" PLYWOOD-SIDES
1/4" PLYWOOD
1/8" PLANKING
1/4" SQ.
FIREWALL-1/4" PLYWOOD
THROTTLE SERVO AREA
INSTRUMENT PANEL
3/4"
1/8" SHEET
RECEIVER-IN CAVITY CUT IN FOAM, ADHERED TO SHELF
1/8" SHEET-SHELF
1/8" X 3/8"-STRINGERS
1/4" SQ.-CROSS BRACE
1/4" X 3/8"-LONGERONS
1/4" SHEET
ELEVATOR CONTROL CABLE TUBE-LEFT SIDE
5/16" SHEET
(TAPER TOP LONGERON)
ELEVATOR HORN ON LEFT SIDE
3/16" SHEET-BETWEEN TOP LONGERONS
3/8" SQ.
5/16" SHEET
RUDDER HORN
1/4" SHEET
USE 3" TRUTURN ALUM. SPINNER
FUEL TANK
1/4" X 1/2"
1/4" X 1/2" X 1" HARDWOOD BLOCK-TO FACILITATE SEAT & PILOT REMOVAL
1/32" PLYWOOD-SEAT
3/16 X 1/4"
3/16" X 1/4"
1/8" X 5/32"-STRINGERS
1/4" SHEET-IN FILL
1/8" MUSIC WIRE
1/4" SHEET-GUSSET
1/8" PLYWOOD-SERVO MOUNT
HAND LIFT
TAILWHEEL HORN
SPRINGS
1/4" X 1/2"
SILVER SOLDER
1-3/4" TAILWHEEL
RUDDER CONTROL CABLE TUBE-LEFT & RIGHT SIDES
3/8" PLYWOOD-TAILWHEEL STRUT MOUNTING PLATE
SELF TAPPING SCREWS
1/8" PLYWOOD (COWL IS BUILT ON THIS FORMER)
1/8" PLYWOOD
ADJUST TO SUIT ENGINE USED
(WET & BEND)
1/8" SHEET-FORWARD TO L.G. FORMER "A"
1/4" X 1/2"
3/16" SQ.-CROSS BRACE
HOOKS FOR RUBBER BAND FUEL TANK RETAINER
BATTERY PACK
3/32" MUSIC WIRE
1/8" X 1/4"
1/16" PLYWOOD
5/32" PLYWOOD-WING MOUNT
1/4" PLYWOOD-REAR L.G. MOUNTING PLATE
1/8" MUSIC WIRE
CG
BALANCE POINT
KEY WAY SLOT FOR COWL ATTACHMENT
5/32" MUSIC WIRE
WHEEL PANT-MAKE WITH FIBERGLASS CLOTH & RESIN OR USE COMMERCIALLY AVAILABLE UNITS
SECTION A-A LINE
WHEEL PANT MOUNTING PLATE-SEE DETAIL
4" WHEEL
FRONT VIEW-COWL
ROCKER ARM COVER
CYLINDER
1/16" PLYWOOD-BACK PLATE
FABRICATE FROM HARD BALSA
IGNITION LEADS
NOTE: STAGGER CYLINDER BANK. R.H. 1/2" REARWARD. RIGHT HAND EXHAUST SHOWN. LEFT HAND CYLINDERS ARE THE SAME AS RIGHT HAND, EXCEPT EXHAUSTS EXIT AT FRONT OF CYLINDER, NOT AT REAR AS WITH RIGHT HAND CYLINDERS.
EXHAUST STACK
(RIGHT HAND)
(LEFT HAND)
SIMULATED SCALE ENGINE DETAIL
TAPER FORWARD
CUT OPENING FOR MOTOR MOUNT BOX
FIREWALL 1/4" PLYWOOD
SILVER SOLDER 5/32" I.D. WHEEL COLLAR TO PLATE
.030" STEEL PLATE
WHEEL PANT MOUNTING PLATE-(2 REQD)
NOTE: FILE SMALL FLAT ON AXLE, TO ACCEPT WHEEL COLLAR SET SCREW, SO THAT WHEEL PANT WILL NOT SWIVEL.
TAIL WHEEL STRUT
.090" DURAL ALUMINUM
BRASS TUBING BUSHING-SILVER SOLDERED INTO TAILWHEEL BRACKET
.040" BRASS PLATE OR STEEL
TAIL WHEEL BRACKET
ELEVATOR, RUDDER & TAIL WHEEL HORN
CUT FROM 1/16" P.C. BOARD
NOTE: ALL WOOD IS BALSA, UNLESS NOTED OTHERWISE.
1/4" PLYWOOD
REAR LANDING GEAR MOUNTING PLATE
SPACEWALKER
A .61 (2 CYCLE) POWERED SCALE DESIGN
DESIGNED & DRAWN BY DENNIS TAPSFIELD
PLANS BY Bud Ecklebarger
0 1 2 3 4 5 6
SHEET 1 OF 3

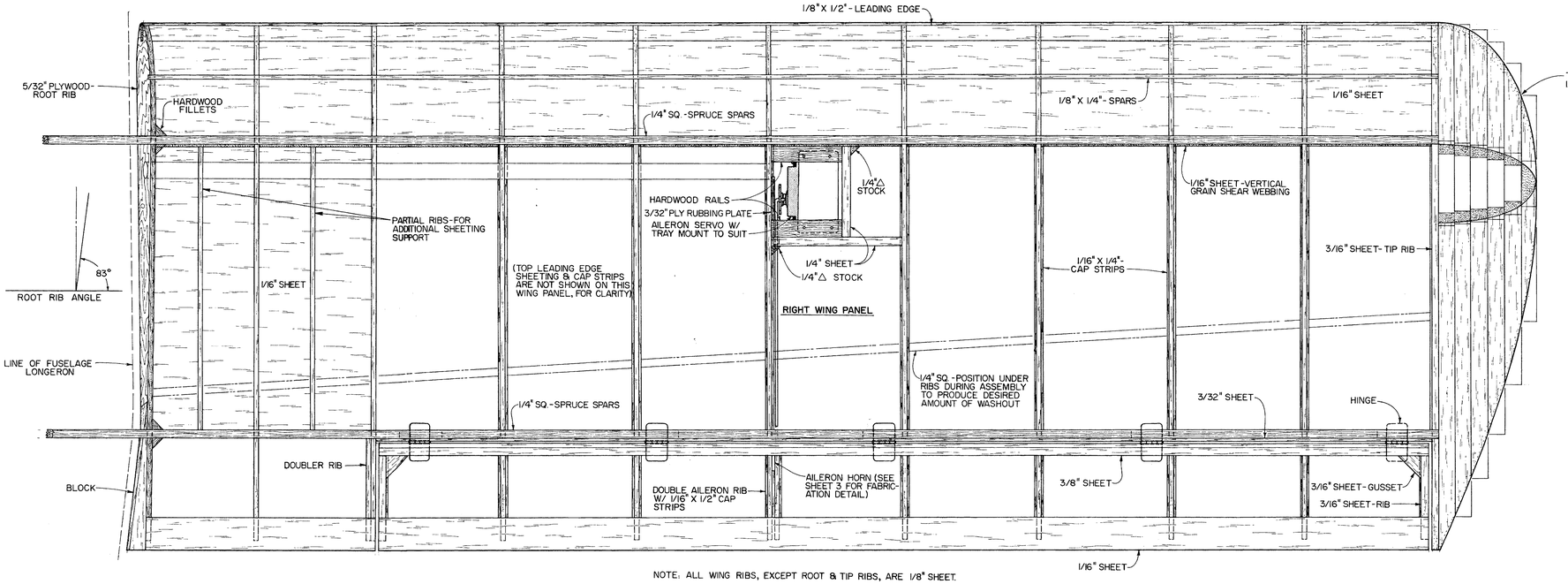

NOTE: ALL WING RIBS, EXCEPT ROOT & TIP RIBS, ARE 1/8" SHEET.

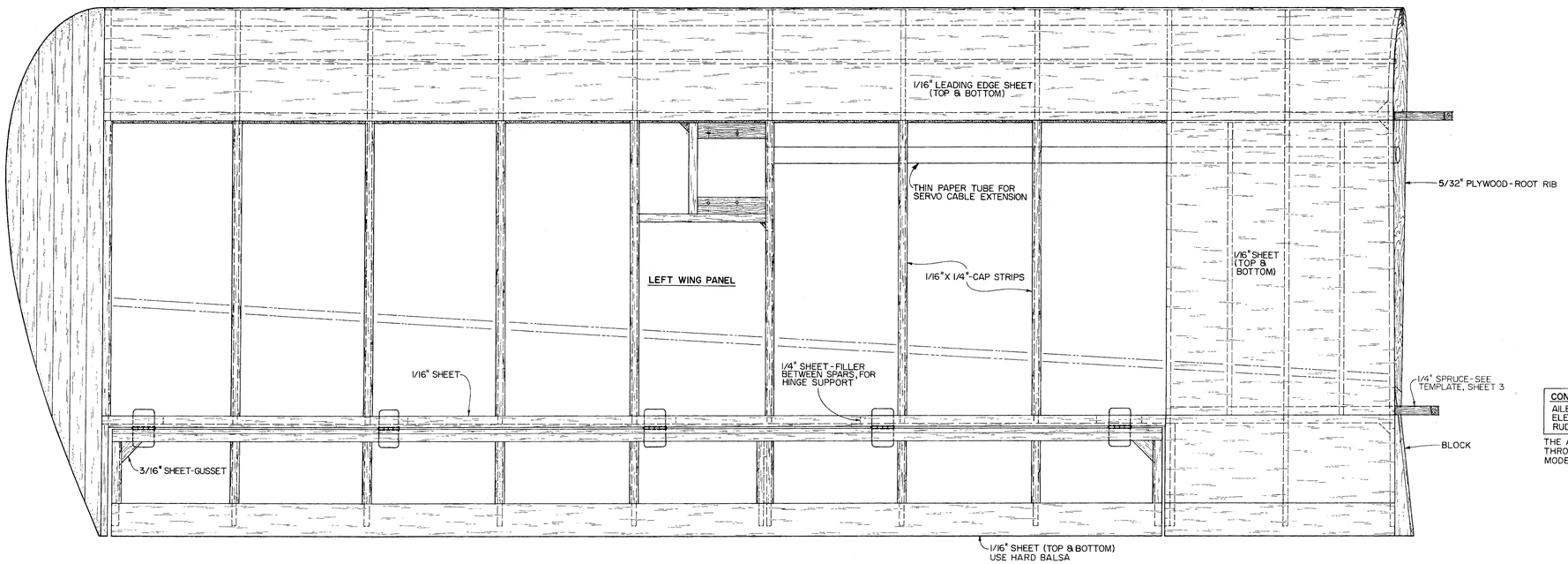

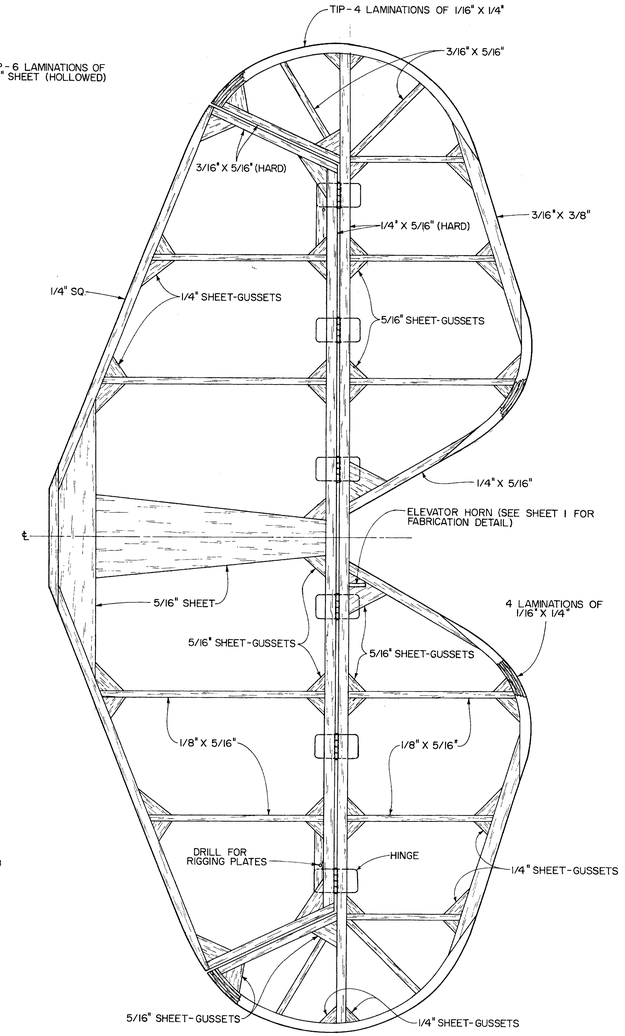

STABILIZER / ELEVATOR ASSEMBLY

CONTROL SURFACE TRAVEL LIMITS
AILERONS: 1-1/4" UP & 1" DOWN
ELEVATOR: 1-1/4" UP & 1-1/4" DOWN
RUDDER: 2" EACH DIRECTION

THE ABOVE IS SUGGESTED AS MAXIMUM THROWS. REDUCE FOR A MORE DOCILE MODEL.

SPACEWALKER

A 61 (2 CYCLE) POWERED SCALE DESIGN

DESIGNED & DRAWN BY DENNIS TAPSFIELD

PLANS BY Bob Scattace

0 1 2 3 4 5 6

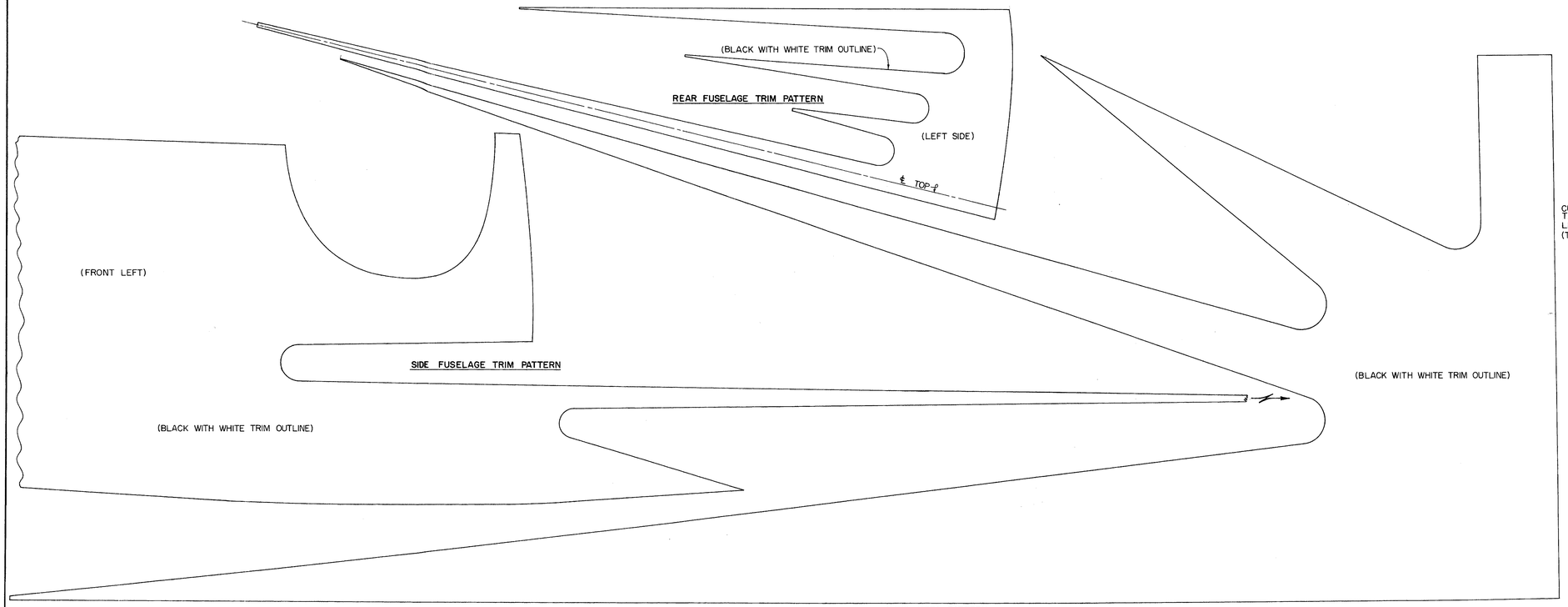

WING TRIM PATTERN

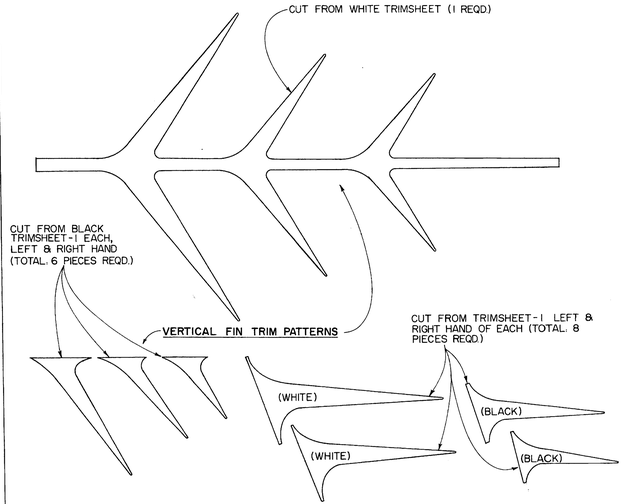

STABILIZER TRIM PATTERNS

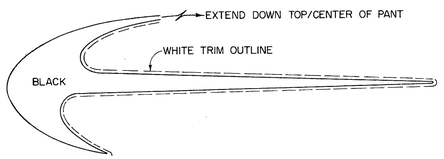

WHEEL PANT TRIM PATTERN

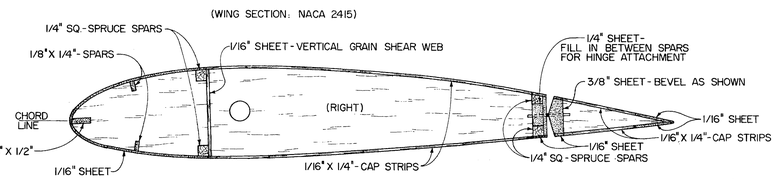

NOTE. MAIN SPAR OF LEFT WING IS 1/4" FURTHER FORWARD, THAN RIGHT WING MAIN SPAR, TO FACILITATE SPAR CENTER SECTION OVERLAP

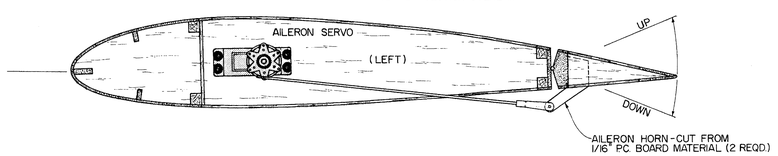

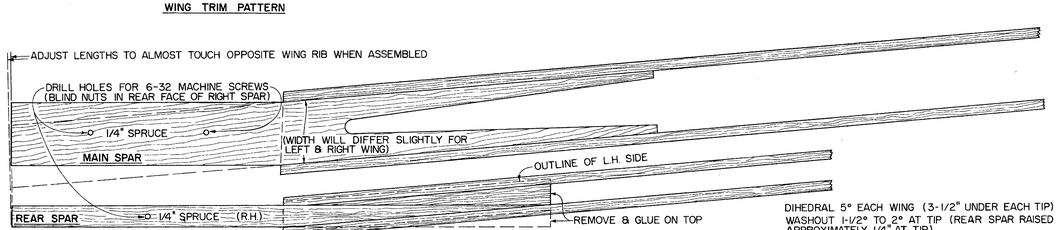

NOTE. DUE TO WASHOUT, ANGLE OF REAR ROOT SPAR IS GREATER THAN MAIN SPAR.

(FOR LEFT REAR SPAR, INFILL WITH 1/4" HARD BALSA AND GLUE SPRUCE TO FRONT FACE, TO ALLOW OVERLAP, AS WITH MAIN SPAR.)

DIHEDRAL 5° EACH WING (3-1/2" UNDER EACH TIP)
WASHOUT 1-1/2° TO 2° AT TIP (REAR SPAR RAISED APPROXIMATELY 1/4" AT TIP)

NOTE. USE 6-32 SOCKET HEAD CAP SCREWS, TO RETAIN WINGS, THRU SPARS. FIT BY HAND, USE SPACERS OF SUITABLE LENGTH UNDER SCREW HEADS SO THAT THEY ARE ACCESSIBLE. A SHORT (3/8") LENGTH OF SILICONE TUBING OVER THE HEAD OF THE SCREW WILL FACILITATE TIGHTENING.

WING SPAR BRACES

THESE ARE 1/4" SPRUCE — NOT PLYWOOD

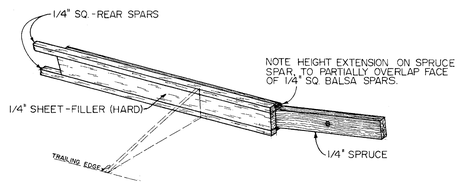

LEFT REAR WING SPAR – SPLICE DETAIL
(NO SCALE)



RIGHT ROOT RIB

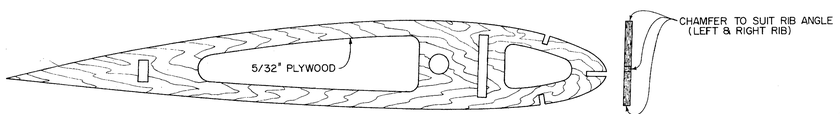

LEFT ROOT RIB

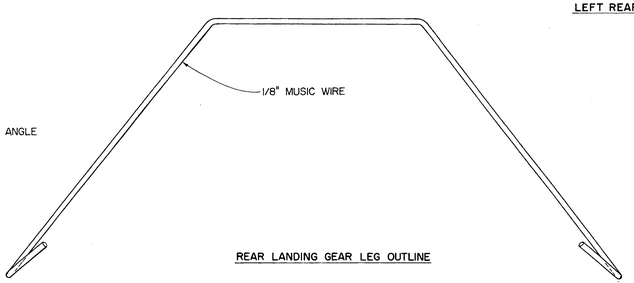

REAR LANDING GEAR LEG OUTLINE

© RCM ALL COMMERCIAL RIGHTS RESERVED

SPACEWALKER

A .61 (2 CYCLE) POWERED SCALE DESIGN

DESIGNED & DRAWN BY DENNIS TAPSFIELD

PLANS BY Bob Bryan

0 1 2 3 4 5 6

SHEET 3 OF 3