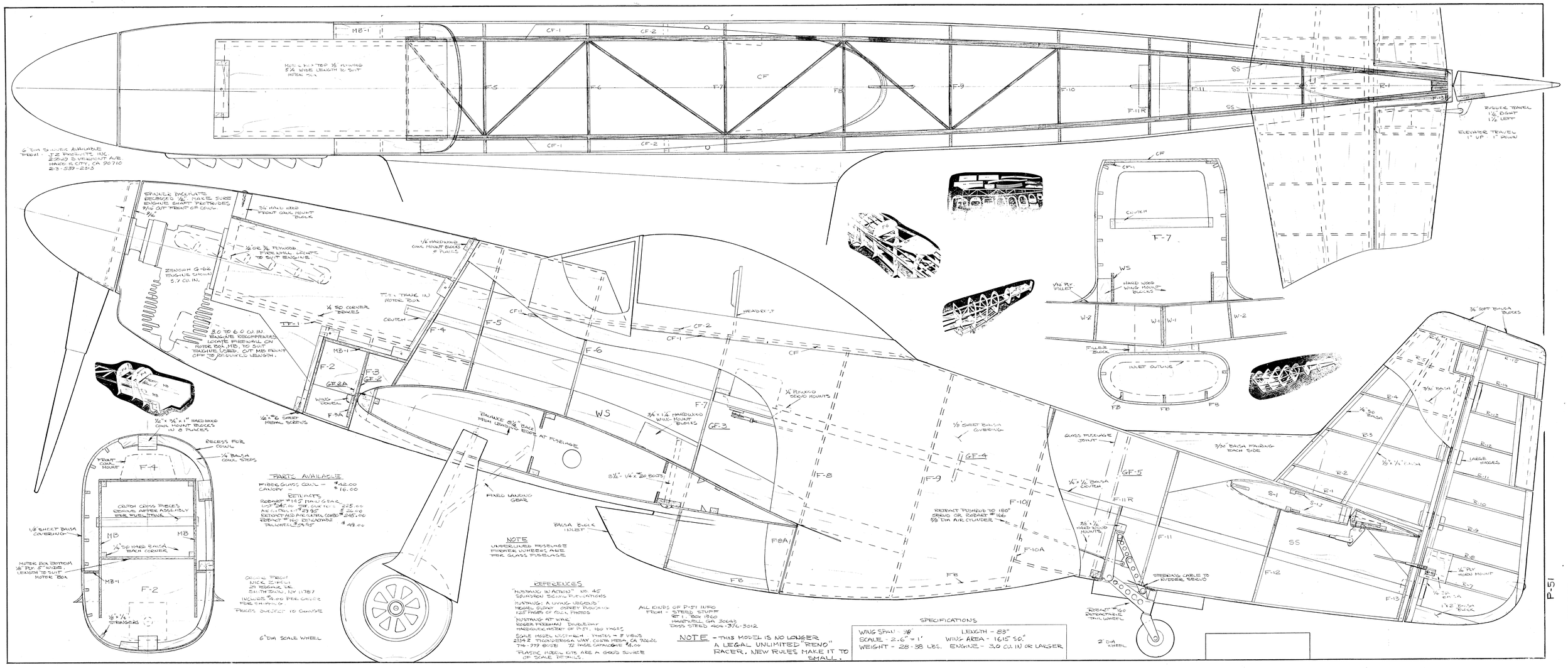
MB-1
CF-1
CF-2
CF
F-5
F-6
F-7
F-8
F-9
F-10
F-11
F-11R
F-12
F-13
R-1
SS
RUDDER TRAVEL
1/2 RIGHT
1/2 LEFT
ELEVATOR TRAVEL
1" UP 1" DOWN
6" DIA SCALE AVAILABLE
FROM: J.Z. PRODUCTS INC.
23549 SYCAMORE AVE
HAWTHORNE CITY, CA 90710
213-539-2313
SPINNER BACKPLATE
BEVELED 1/8" MAKE SURE
ENGINE SHAFT PENETRATES
3/16 OUT FRONT OF COWL
3/4 HARD WOOD
FRONT COWL MOUNT
BLOCK
1/2 OR 3/8 PLYWOOD
PADS WILL LOCATE
TO SUIT ENGINE.
ZENOAH G-62
ENGINE SHOWN
5.7 CU. IN.
3.0 TO 6.0 CU. IN.
ENGINE RECOMMENDED
LOCATE FIREWALL ON
MOTOR BOX, MB, TO SUIT
ENGINE USED. CUT MB FRONT
OFF TO REQUIRED LENGTH.
1/4 SQ CORNER
BLOCKS
CLUTCH
TANK IN
MOTOR BOX
TP-1
MB-1
F-2
F-3
GF-2
GF-2A
WING COVER
F-3A
F-4
F-5
F-6
F-7
F-8
F-8A
F-9
F-10
F-10A
F-11
F-11R
F-12
F-13
CF-1
CF-2
CF
HEADREST
WS
1/8" SHEET BALSA
COVERING
GF-3
GF-4
GF-5
1/4 PLYWOOD
SERVO MOUNTS
3/4 x 1/4 HARDWOOD
WING MOUNT
BLOCKS
BALANCE 3/4" BACK
FROM LEADING EDGE AT FUSELAGE
3/16" - 1/4" x 20 BOLTS
FIXED LANDING
GEAR
BALSA BLOCK
INLET
NOTE
UNPRECUTTED FUSELAGE
FIBERGLASS WHEELS ARE
TRUE GLASS FUSELAGE
1/8" x 3/8" x 1" HARD WOOD
COWL MOUNT BLOCKS
IN 8 PLACES
1/8" x 1/8" x 20 BOLTS
RECESS FOR
COWL
1/4 BALSA
COWL STEPS
FRONT
COWL
MOUNT
CLUTCH CROSS PIECES
REMOVE AFTER ASSEMBLY
FOR FUEL TANK
1/8 SHEET BALSA
COVERING
1/4 SQ HARD BALSA
EACH CORNER
MOTOR BOX BOTTOM
1/8 PLY 2" WIDE,
LENGTH TO SUIT
MOTOR BOX
1/8 x 1/8
STRINGERS
6" DIA SCALE WHEEL
PARTS AVAILABLE
FIBERGLASS COWL - $42.00
CANOPY - $16.00
RETRACTS
ROBART #145 MAIN GEAR
LIST $42.00 TOP GUN PRICE $25.00
AIR CYLINDER $7.95 $24.00
RETRACT AND AIR CYLINDER COMBO $48.00
ROBART #166 RETRACTABLE
TAILWHEEL $24.95 $49.00
ORDER FROM
NICK ZIKELI
29 ELGINE DR.
SMITHTOWN, NY 11787
INCLUDE $4.00 PER ORDER
FOR SHIPPING
PRICES SUBJECT TO CHANGE
REFERENCES
"MUSTANG IN ACTION" NO. 45
SQUADRON SIGNAL PUBLICATIONS
MUSTANG: A LIVING LEGEND
MICHAEL GLENNY CORREY PUBLISHING
125 PAGES OF COLOR PHOTOS
MUSTANG AT WAR
ROGER FORSYTH DOUBLEDAY
HARDCOVER MUSTANG OF P-51, 100 PAGES
SCALE MODEL WOODWORK PARTS - $ VIBUS
2334 E TIGNIFIGGA WAY COSTA MESA, CA 92626
714-979-8028 72 PAGE CATALOGUE $6.00
PLASTIC MODEL KITS ARE A GOOD SOURCE
OF SCALE DETAILS
ALL KINDS OF P-51 INFO
FROM - STEEL STUFF
P.O. BOX 1360
HAWKINSVILLE, GA 30036
DOSS STEED 404-376-3012
NOTE - THIS MODEL IS NO LONGER
A LEGAL UNLIMITED "RENO"
RACER. NEW RULES MAKE IT TO
SMALL.
SPECIFICATIONS
WING SPAN - 48"
LENGTH - 83"
SCALE - 2.6" = 1'
WING AREA - 1615 SQ"
WEIGHT - 28-38 LBS.
ENGINE - 3.0 CU. IN OR LARGER
CLUTCH
WS
1/32 PLY
FILLET
HARD WOOD
WING MOUNT
BLOCKS
W-1
W-2
FILLET
BLOCK
INLET OUTLINE
FB
3/4" SOFT BALSA
BLOCKS
1/32 BALSA
1/4" SQ
BALSA
B-1
B-2
B-3
B-4
B-5
B-6
B-7
B-8
B-9
B-10
B-11
B-12
B-13
B-14
B-15
GLASS FUSELAGE
JOINT
3/32" BALSA FAIRING
EACH SIDE
1/8" x 1/8" BALSA
LARGE
HINGES
1/8" x 1/2" BALSA
CLUTCH
3/8 x 1/8
HARD WOOD
MOUNTS
RETRACT PUSHROD TO 180°
SERVO OR EQUAL #166
5/8" DIA AIR CYLINDER
STEERING CABLE TO
RUDDER SERVO
RETRACT #160
RETRACTABLE
TAIL WHEEL
2" DIA
WHEEL
1/4 PLY
HORN MOUNT
1/8 SQ
BALSA
1/2 BALSA
BLOCK
P-51

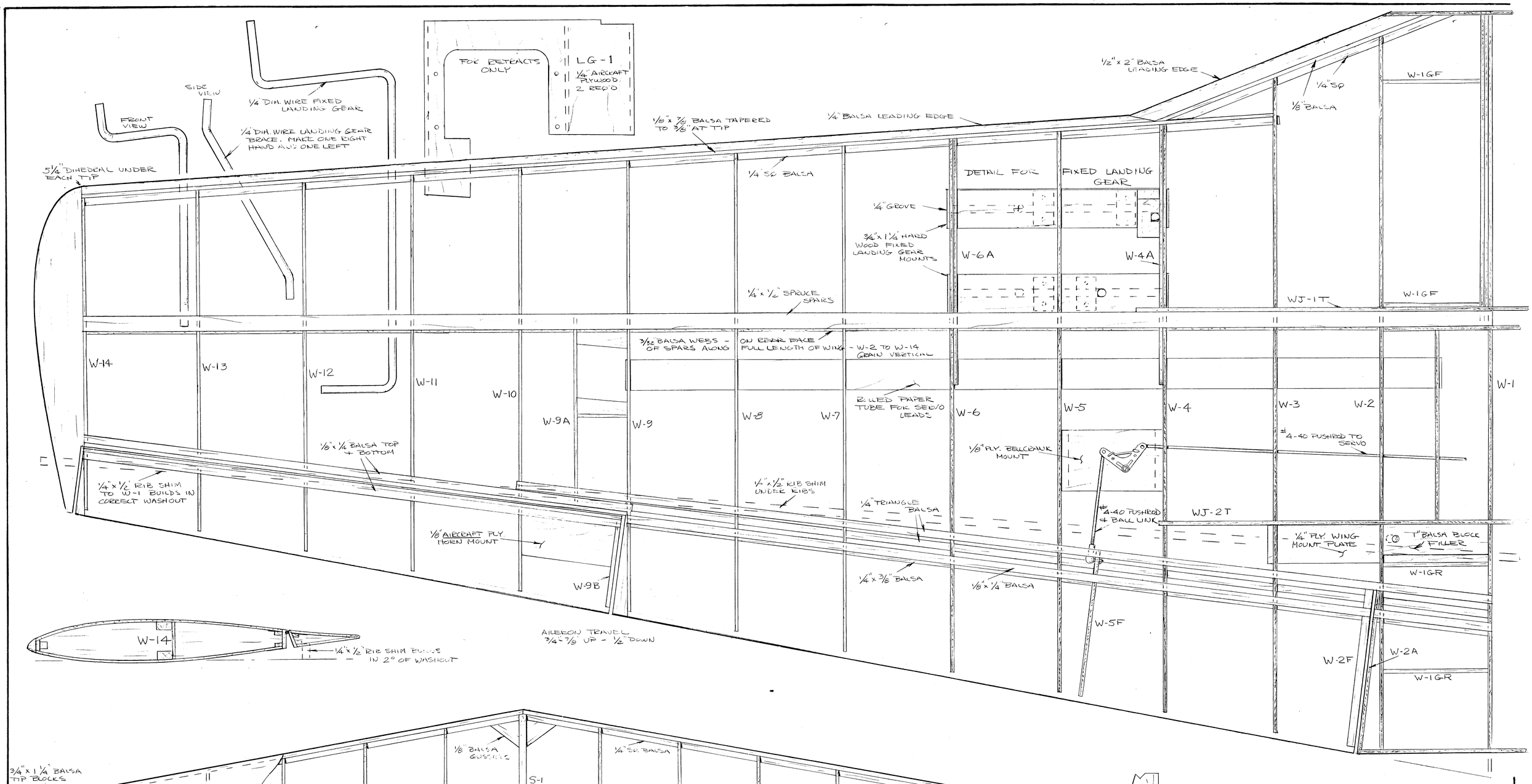


## NOTE

ELEVATORS MAY BE JOINED WITH WIRE JOINER AND OPERATED BY ONE SERVO AND PUSHROD. TWO SERVOS AND PUSHRODS, ONE TO EACH ELEVATOR, MAY ALSO BE USED. A SINGLE SERVO SHOULD BE AT LEAST 100" OZ., DOUBLE 45" OZ. EACH.

# P-51

LEFT WING AND STABILIZER

SHEET 2

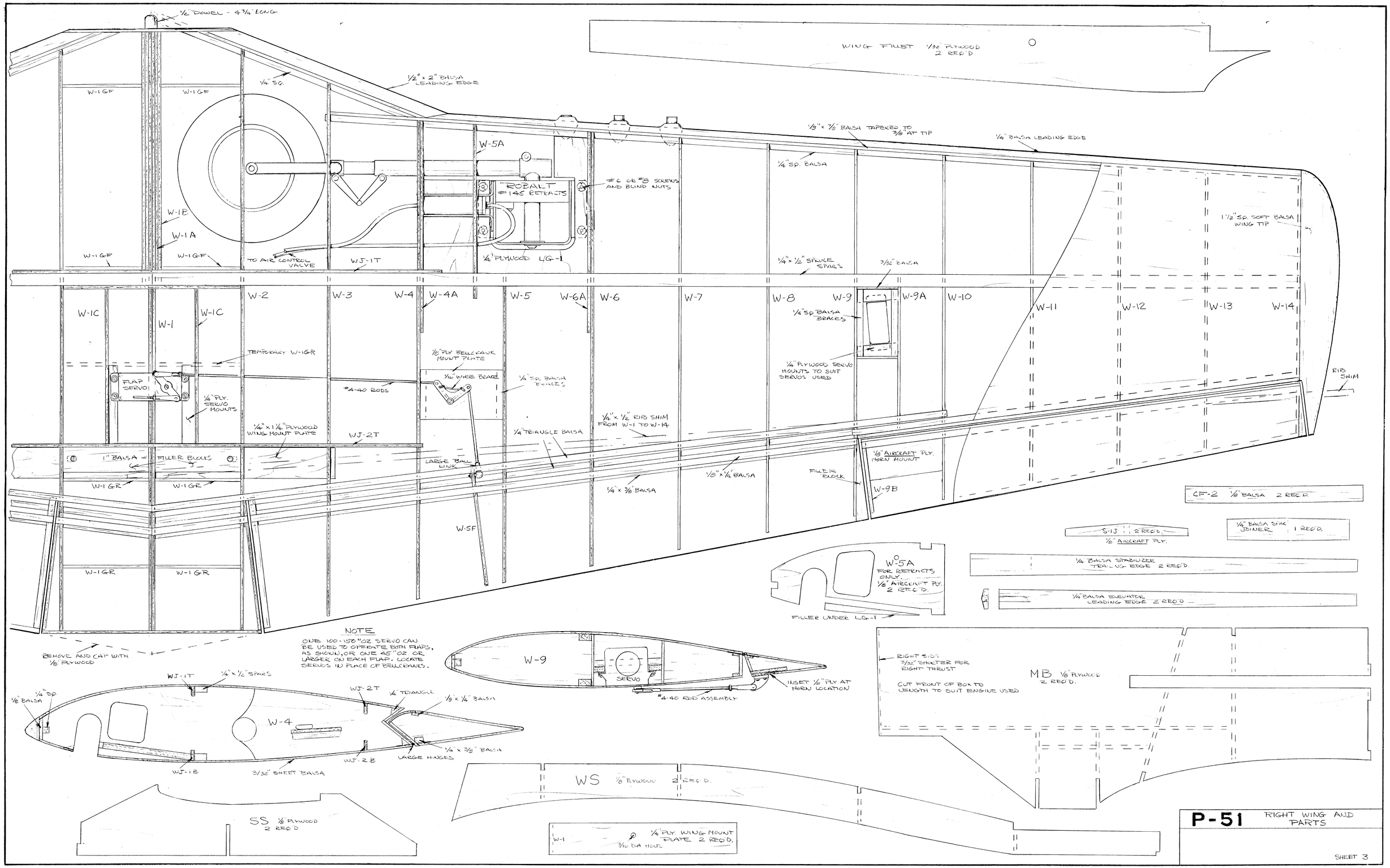
1/2" DOWEL - 4 3/4" LONG
WING FILLET 1/32" PLYWOOD 2 REQ'D
1/4" SQ.
1/2" x 2" BALSA LEADING EDGE
W-1GF
W-1GF
W-5A
ROBALT #145 RETRACTS
#6 OR #8 SCREWS AND BLIND NUTS
1/8" x 7/8" BALSA TAPERED TO 3/8" AT TIP
1/4" BALSA LEADING EDGE
1/4" SQ. BALSA
1 1/2" SQ. SOFT BALSA WING TIP
W-1E
W-1A
W-1GF
W-1GF
TO AIR CONTROL VALVE
WJ-1T
1/4" PLYWOOD LG-1
1/4" x 1/2" SPRUCE SPARS
3/32" BALSA
W-1C
W-1
W-1C
W-2
W-3
W-4
W-4A
W-5
W-6A
W-6
W-7
W-8
W-9
W-9A
W-10
W-11
W-12
W-13
W-14
1/4" SQ. BALSA BRACES
TEMPORARY W-1GR
1/8" PLY BELLCRANK MOUNT PLATE
1/16" WIRE BEARD
1/4" SQ. BALSA BRACES
1/4" PLYWOOD SERVO MOUNTS TO SUIT SERVOS USED
RIB SHIM
FLAP SERVO
1/4" PLY. SERVO MOUNTS
#4-40 RODS
1/4" x 1/2" RIB SHIM FROM W-1 TO W-14
1/4" x 1 1/4" PLYWOOD WING MOUNT PLATE
WJ-2T
1/4" TRIANGLE BALSA
1" BALSA
FILLER BLOCKS
LARGE BALL LINK
1/8" AIRCRAFT PLY. HORN MOUNT
1/8" x 1/4" BALSA
FILLER BLOCK
W-9B
W-1GR
W-1GR
1/4" x 3/8" BALSA
W-5F
CF-2 1/8" BALSA 2 REQ'D
S-1J 2 REQ'D. 1/8" AIRCRAFT PLY.
1/4" BALSA STAC JOINER 1 REQ'D.
W-1GR
W-1GR
W-5A FOR RETRACTS ONLY. 1/8" AIRCRAFT PLY. 2 REQ'D.
1/4 BALSA STABILIZER TRAILING EDGE 2 REQ'D.
1/4" BALSA ELEVATOR LEADING EDGE 2 REQ'D
FILLER UNDER LG-1
NOTE
ONE 100-150 "OZ SERVO CAN BE USED TO OPERATE BOTH FLAPS, AS SHOWN, OR ONE 45 "OZ OR LARGER ON EACH FLAP. LOCATE SERVOS IN PLACE OF BELLCRANKS.
REMOVE AND CAP WITH 1/8" PLYWOOD
W-9
SERVO
INSET 1/8" PLY AT HORN LOCATION
#4-40 ROD ASSEMBLY
RIGHT SIDE 3/32" SHEETER FOR RIGHT THRUST
CUT FRONT OF BOX TO LENGTH TO SUIT ENGINE USED
MB 1/8" PLYWOOD 2 REQ'D.
WJ-1T
1/4" x 1/2" SPARS
1/4" SQ.
1/8" BALSA
WJ-2T
1/4" TRIANGLE
1/8" x 1/4" BALSA
W-4
1/4" x 3/8" BALSA
LARGE HINGES
WJ-2B
WJ-1B
3/32" SHEET BALSA
WS 1/8" PLYWOOD 2 REQ'D.
SS 1/8" PLYWOOD 2 REQ'D
W-1
1/4" PLY. WING MOUNT PLATE 2 REQ'D.
3/16 DIA HOLE
P-51
RIGHT WING AND PARTS
SHEET 3

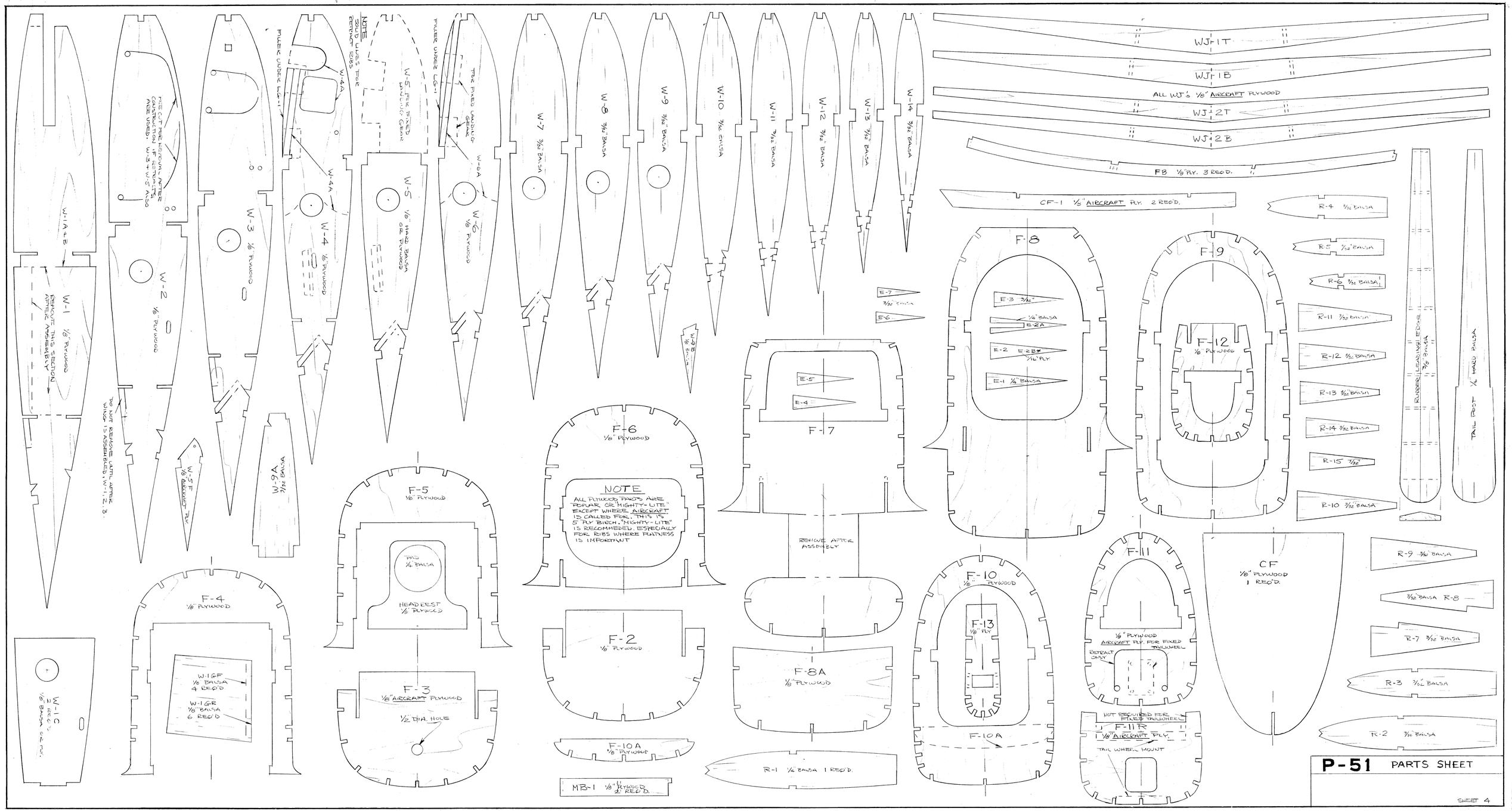
W-1 1/8" PLYWOOD
REMOVE THIS SECTION AFTER ASSEMBLY
W-1A, 1B
W-1C 1/8" BALSA 2 REQ'D
W-2 1/8" PLYWOOD
PRE CUT FOR REMOVAL AFTER CONSTRUCTION IF RETRACTS ARE USED. W-3 & W-5 ALSO
DO NOT REMOVE UNTIL AFTER WING IS ASSEMBLED. W-1, 2, 3.
W-3 1/8" PLYWOOD
W-4 1/8" PLYWOOD
FILLER UNDER LG-1
W-4A
W-5 1/8" HARD BALSA OR PLYWOOD
W-5 FOR FIXED LANDING GEAR
NOTE
SHOULDER TIES THE BOTTOM TOGETHER
W-6 1/8" PLYWOOD
W-6A
TAIL FIXED LANDING GEAR
W-7 3/32" BALSA
W-8 3/32" BALSA
W-9 3/32" BALSA
W-10 3/32" BALSA
W-11 3/32" BALSA
W-12 3/32" BALSA
W-13 3/32" BALSA
W-14 3/32" BALSA
W-9A 3/32" BALSA
W-5F 1/8" AIRCRAFT PLY
WJ-1T
WJ-1B
ALL WJ's 1/8" AIRCRAFT PLYWOOD
WJ-2T
WJ-2B
FB 1/8" PLY. 3 REQ'D.
CF-1 1/8" AIRCRAFT PLY. 2 REQ'D.
F-4 1/8" PLYWOOD
W-1GF 1/8" BALSA 4 REQ'D
W-1GR 1/8" BALSA 6 REQ'D
F-5 1/8" PLYWOOD
PAD 1/4" BALSA
HEADREST 1/8" PLYWOOD
F-3 1/8" AIRCRAFT PLYWOOD
1/2" DIA. HOLE
F-6 1/8" PLYWOOD
NOTE
ALL PLYWOOD PARTS ARE POPLAR OR "MIGHTY-LITE" EXCEPT WHERE AIRCRAFT IS CALLED FOR. THIS IS 5 PLY BIRCH. "MIGHTY-LITE" IS RECOMMENDED, ESPECIALY FOR RIBS WHERE FLATNESS IS IMPORTANT
F-2 1/8" PLYWOOD
F-10A 1/8" PLYWOOD
MB-1 1/8" PLYWOOD 2 REQ'D.
E-7 3/32" BALSA
E-6
E-5
E-4
F-7
REMOVE AFTER ASSEMBLY
F-8A 1/8" PLYWOOD
R-1 1/8" BALSA 1 REQ'D.
F-8
E-3 3/32"
1/4" BALSA
E-2A
E-2 E-2B 3/16" PLY
E-1 1/8" BALSA
F-10 1/8" PLYWOOD
F-13 1/8" PLY
F-10A
F-9
F-12 1/8" PLYWOOD
F-11
1/8" PLYWOOD
AIRCRAFT PLY. FOR FIXED TAILWHEEL
RETRACT ONLY
NOT REQUIRED FOR FIXED TAILWHEEL
F-11R 1/8" AIRCRAFT PLY.
TAIL WHEEL MOUNT
CF 1/8" PLYWOOD 1 REQ'D.
R-4 3/32" BALSA
R-5 3/32" BALSA
R-6 3/32" BALSA
R-11 3/32" BALSA
R-12 3/32" BALSA
R-13 3/32" BALSA
R-14 3/32" BALSA
R-15 3/32"
R-10 3/32" BALSA
RUDDER LEADING EDGE 1/4" BALSA
TAIL POST 1/4" HARD BALSA
R-9 3/32" BALSA
3/32" BALSA R-8
R-7 3/32" BALSA
R-3 3/32" BALSA
R-2 3/32" BALSA
P-51 PARTS SHEET
SHEET 4